

PHONDAGHAT EDUCATION SOCIETY'S

Arts & Commerce College, Phondaghat

Student Satisfaction Survey on Teaching Learning Process

2019-2020

1. How many of the syllabus was covered in the class?
किती अभ्यासक्रम पूर्ण झाला आहे?

85 to 100%	4	70 to 84%	3	55 to 69%	2	30 to 54%	1	Below 30%	0
८५ ते १००		७० ते ८४		५५ ते ६९		३० ते ५४		३० पेक्षा कमी	

2. How well did the teachers prepare for the classes?
शिक्षक कितपत पूर्वतयारी करून येतात?

Thoroughly	4	Satisfactorily	3	Poorly	2	Indifferently	1	won't teach at all	0
पूर्णपणे		समाधानकारकपणे		साधारणपणे		क्वचितपणे		कधीच नाही	

3. How well were the teachers able to communicate?
शिक्षकांचे संज्ञापन कौशल्य कितपत आहे?

Always effective	4	Sometimes effective	3	Just satisfactorily	2	Generally ineffective	1	very poor communication	0
नेहमी		बऱ्यापैकी		समाधानकारक		असमाधानकारक		अतिशय असमाधानकारक	

4. The teacher's approach to teaching can best be described as
शिक्षकांचा अध्यापनाकडे पाहण्याचा दृष्टीकोन

Excellent	4	Very good	3	Good	2	Fair	1	Poor	0
सर्वोत्कृष्ट		उत्कृष्ट		चांगला		/बरा		वाईट	

5. Fairness of the internal evaluation process by the teachers?
शिक्षकांकडून अंतर्गत मूल्यमापन निःपक्षपाती होते का?

Always fair	4	Usually Fair	3	Sometimes unfair	2	Usually unfair	1	unfair	0
नेहमी निःपक्षपणे		कधीतरी निःपक्षपणे		कधीतरी पक्षपाती		नेहमी पक्षपाती		पक्षपाती	

6. Was your performance in assignments discussed with you?
तुमच्या प्रगतीबद्दल तुमच्याशी चर्चा केली जाते का?

Every time	4	Usually	3	Occasionally/ Sometimes	2	Rarely	1	Never	0
नेहमी		✓ बऱ्यापैकी		कधी तरी		फारच क्वचित		कधीच नाही	

7. The institute takes active interest in promoting internship, student exchange, field visit opportunities for students.
कॉलेज कडून विद्यार्थी देवाणघेवाण, क्षेत्रभेटी, इत्यादी संधी उपलब्ध करून दिल्या जातात.

Regularly	4	Often	3	Sometimes	2	Rarely	1	Never	0
नियमितपणे		✓ बऱ्यापैकी		कधी तरी		फारच क्वचित		कधीच नाही	

8. The teaching and mentoring process in your institution facilitates you in cognitive, social and emotional growth.
आपल्या बौद्धिक, सामाजिक, मानसिक विकासात अध्यापनाचा फायदा होतो.

Significantly	4	Very well	3	Moderately	2	Marginally	1	Not at all	0
उत्कृष्टपणे		✓ चांगल्या पैकी		बऱ्यापैकी		थोडे फार		कधीच नाही	

9. The institution provides multiple opportunities to learn and grow.

अध्ययन व विकासाच्या अनेक संधी कॉलेज मध्ये उपलब्ध आहेत

Strongly agree	4	Agree	3	Neutral	2	Disagree	1	Strongly disagree	0
ठामपणे मान्य		✓ मान्य		तटस्थ		अमान्य		ठामपणे अमान्य	

10. Teachers inform you about your expected competencies, course outcomes and program outcomes.

शिक्षक आपल्याला विविध कौशल्य, अभ्यासक्रमाचे फलित याची माहिती देतात

Every time	4	Usually	3	Occasionally/ Sometimes	2	Rarely	1	Never	0
नेहमी		✓ कधी तरी		कधी तरी		फारच क्वचित		कधीच नाही	

11. Your mentor does a necessary follow-up with an assigned task to you.

तुमचे मार्गदर्शक शिक्षक तुमच्या अभ्यासावर लक्ष ठेवून असतात

Every time	4	Usually	3	Occasionally/ Sometimes	2	Rarely	1	Idon't have a mentor	0
नेहमी	✓	कधी तरी		कधी कधी		फारच क्वचित		मार्गदर्शक नसणे	

12. The teachers illustrate the concepts through examples and applications.

शिक्षक विविध संकल्पना उदा.व उपयोजनाद्वारे स्पष्ट करतात.

Every time	4	Usually	3	Occasionally/S ometimes	2	Rarely	1	Never.	0
नेहमी	✓	कधी तरी		कधी कधी		फारच क्वचित		कधीच नाही	

13. The teachers identify your strength and encourage you with providing right level of challenges.

शिक्षक तुमची बलस्थाने शोधून तुम्हाला योग्य आव्हानाना सामोरे जाण्यास प्रेरणा देतात.

Fully	4	Reasonably	3	Partially	2	Slightly	1	Unable to	0
पूर्णपणे		माफक/योग्य	✓	अंशतः		किंचित		अक्षम	

14. Teachers are able to identify your weakness and help you to overcome them.

शिक्षक तुमच्यातील कमतरता (त्रुटी) शोधून त्या दूर करण्यास मदत करतात.

Every time	4	Usually	3	Occasionally/ Sometimes	2	Rarely	1	Never	0
नेहमी	✓	कधी तरी		कधी कधी		फारच क्वचित		कधीच नाही	

15. The institution makes effort to engage student in the monitoring, review and continuous quality improvement of the teaching learning process.

विद्यार्थ्यांना अध्यापन-अध्ययन प्रक्रियेत देखरेख, परिक्षण, निरंतर गुणवत्ता सुधारण्याचा याबाबत कार्यरत ठेवले जाते.

Strongly agree	4	Agree	3	Neutral	2	Disagree	1	Strongly disagree	0
ठामपणे मान्य		मान्य	✓ तटस्थ			अमान्य		ठामपणे अमान्य	

16. The institute/teacher use student centric methods, such as experiential learning, participative learning and problem solving methodologies for enhancing learning experiences.
शिक्षक विद्यार्थीकेंद्री प्रयोगातील अध्ययन, सहभागी अध्ययन समस्या निवारण अध्यापन पद्धती वापरतात.

To a great extent	4	Moderate	3	Some what	2	Very little	1	Not at all	0
उत्कृष्टपैकी	✓	बऱ्यापैकी		काहीप्रमाणात		फार थोडे		कधीच नाही	

17. Teachers encourage you to participate in extracurricular activities.
सह शैक्षणिक व शिक्षकेत्तर उपक्रमात सहभागी होण्याची प्रेरणा देतात.

Strongly agree	4	Agree	3	Neutral	2	Disagree	1	Strongly disagree	0
ठामपणे मान्य		मान्य	✓ तटस्थ			अमान्य		ठामपणे अमान्य	

18. Efforts are made by the institute/teachers to inculcate soft skills, life skills and employability skills to make you ready for the world of work.

कॉलेज/शिक्षक विद्यार्थ्यांना जीवन कौशल्य, रोजगार कौशल्य देण्यासाठी प्रयत्न करतात.

To a great extent	4	Moderate	3	Some what	2	Very little	1	Not at all	0
उत्कृष्टपैकी	✓	बऱ्यापैकी		काही		फार थोडे		कधीच नाही	

19. What percentage of teachers use ICT tools such as LCD projector, Multimedia, etc. while teaching.

किती टक्के शिक्षक माहिती संप्रेरक साधनांचा म्हणजे संगणक प्रोजेक्टर इ. वापर करतात.

Above 90%	4	70%-89%	3	50%-69%	2	30%-49%	1	Below 29%	0
९० %जास्त	✓	७० ते ८९		५० ते ६९		३० ते ४९		२९पेक्षा खाली	

20. The overall quality of teaching-learning process in your institute is very good.

तुमच्या कॉलेजमधील अध्यापन, अध्ययन प्रक्रियेची गुणवत्ता चांगली आहे.

Strongly agree	4	Agree	3	Neutral	2	Disagree	1	Strongly disagree	0
ठामपणे मान्य		मान्य	✓	तटस्थ		अमान्य		ठामपणे अमान्य	

21. Give three observation/ suggestions to improve the overall teaching-learning experience in your institution.

तुमच्या कॉलेजमधील अध्यापन, अध्ययन प्रक्रिया सुधारण्यासाठी तीन सुचना करा.

- a) -----

- b) -----

- c) -----

Name - Bagare Shrutika Sharad

Class - J.Y.B.A

Subject -

Signature - *Bagare*

Date -

PHONDAGHAT EDUCATION SOCIETY'S

Arts & Commerce College, Phondaghat

Student Satisfaction Survey on Teaching Learning Process

2019-2020

1. How many of the syllabus was covered in the class?
किती अभ्यासक्रम पूर्ण झाला आहे?

85 to 100%	4	70 to 84%	3	55 to 69%	2	30 to 54%	1	Below 30%	0
८५ ते १००	✓	७० ते ८४		५५ ते ६९		३० ते ५४		३० पेक्षा कमी	

2. How well did the teachers prepare for the classes?
शिक्षक कितपत पूर्वतयारी करून येतात?

Thoroughly	4	Satisfactorily	3	Poorly	2	Indifferently	1	won't teach at all	0
पूर्णपणे		समाधानकारकपणे	✓	साधारणपणे		क्वचितपणे		कधीच नाही	

3. How well were the teachers able to communicate?
शिक्षकांचे संज्ञापन कौशल्य कितपत आहे?

Always effective	4	Sometimes effective	3	Just satisfactorily	2	Generally ineffective	1	very poor communication	0
नेहमी		बऱ्यापैकी		समाधानकारक	✓	असामाधानकारक		अतिशय असामाधानकारक	

4. The teacher's approach to teaching can best be described as
शिक्षकांचा अध्यापनाकडे पाहण्याचा दृष्टीकोन

Excellent	4	Very good	3	Good	2	Fair	1	Poor	0
सर्वोत्कृष्ट		उत्कृष्ट	✓	चांगला		/बरा		वाईट	

5. Fairness of the internal evaluation process by the teachers?
शिक्षकांकडून अंतर्गत मूल्यमापन निःपक्षपाती होते का?

Always fair	4	Usually Fair	3	Sometimes unfair	2	Usually unfair	1	unfair	0
नेहमी निःपक्षपणे	✓	कधीतरी निःपक्षपणे		कधीतरी पक्षपाती		नेहमी पक्षपाती		पक्षपाती	

6. Was your performance in assignments discussed with you?
तुमच्या प्रगतीबद्दल तुमच्याशी चर्चा केली जाते का?

Every time	4	Usually	3	Occasionally/ Sometimes	2	Rarely	1	Never	0
नेहमी		बऱ्यापैकी		कधी तरी		फारच क्वचित		कधीच नाही	

7. The institute takes active interest in promoting internship, student exchange, field visit opportunities for students.
कॉलेज कडून विद्यार्थी देवाणघेवाण, क्षेत्रभेटी, इत्यादी संधी उपलब्ध करून दिल्या जातात.

Regularly	4	Often	3	Sometimes	2	Rarely	1	Never	0
नियमितपणे		बऱ्यापैकी		कधी तरी		फारच क्वचित		कधीच नाही	

8. The teaching and mentoring process in your institution facilitates you in cognitive, social and emotional growth.
आपल्या बौद्धिक, सामाजिक, मानसिक विकासात अध्यापनाचा फायदा होतो.

Significantly	4	Very well	3	Moderately	2	Marginally	1	Not at all	0
उत्कृष्टपणे		बऱ्यापैकी		बऱ्यापैकी		थोडे फार		कधीच नाही	

9. The institution provides multiple opportunities to learn and grow.

अध्ययन व विकासाच्या अनेक संधी कॉलेज मध्ये उपलब्ध आहेत

Strongly agree	4	Agree	3	Neutral	2	Disagree	1	Strongly disagree	0
ठामपणे मान्य		मान्य		तटस्थ		अमान्य		ठामपणे अमान्य	

10. Teachers inform you about your expected competencies, course outcomes and program outcomes.

शिक्षक आपल्याला विविध कौशल्य, अभ्यासक्रमाचे फलित याची माहिती देतात.

Every time	4	Usually	3	Occasionally/ Sometimes	2	Rarely	1	Never	0
नेहमी		कधी तरी		कधी तरी		फारच क्वचित		कधीच नाही	

11. Your mentor does a necessary follow-up with an assigned task to you.

तुमचे मार्गदर्शक शिक्षक तुमच्या अभ्यासावर लक्ष ठेवून असतात

Every time	4	Usually	3	Occasionally/ Sometimes	2	Rarely	1	Idon't have a mentor	0
नेहमी		✓ कधी तरी		कधी कधी		फारच क्वचित		आगक्षिक नसणे	

12. The teachers illustrate the concepts through examples and applications.

शिक्षक विविध संकल्पना उदा.व उपयोजनाद्वारे स्पष्ट करतात.

Every time	4	Usually	3	Occasionally/S ometimes	2	Rarely	1	Never.	0
नेहमी		✓ कधी तरी		कधी कधी		फारच क्वचित		कधीच नाही	

13. The teachers identify your strength and encourage you with providing right level of challenges.

शिक्षक तुमची बलस्थाने शोधून तुम्हाला योग्य आव्हानाना सामोरे जाण्यास प्रेरणा देतात.

Fully	4	Resonably	3	Partially	2	Slightly	1	Unable to	0
पूर्णपणे		✓ माफक/योग्य		अंशतः		किंचित		अक्षम	

14. Teachers are able to identify your weakness and help you to overcome them.

शिक्षक तुमच्यातील कमतरता (त्रुटी) शोधून त्या दुर करण्यास मदत करतात.

Every time	4	Usually	3	Occasionally/ Sometimes	2	Rarely	1	Never	0
नेहमी		✓ कधी तरी		कधी कधी		फारच क्वचित		कधीच नाही	

15. The institution makes effort to engage student in the monitoring, review and continuous quality improvement of the teaching learning process.

विद्यार्थ्यांना अध्यापन-अध्ययन प्रक्रियेत देखरेख, परिक्षण, निरंतर गुणवत्ता सुधारण्याचा याबाबत कार्यरत ठेवले जाते.

Strongly agree	4	Agree	3	Neutral	2	Disagree	1	Strongly disagree	0
ठामपणे मान्य		मान्य	✓	तटस्थ		अमान्य		ठामपणे अमान्य	

16. The institute/teacher use student centric methods, such as experiential learning, participative learning and problem solving methodologies for enhancing learning experiences.
शिक्षक विद्यार्थीकेंद्री प्रयोगातील अध्ययन, सहभागी अध्ययन समस्या निवारण अध्यापन पद्धती वापरतात.

To a great extent	4	Moderate	3	Some what	2	Very little	1	Not at all	0
उत्कृष्टपैकी		बऱ्यापैकी	✓	काहीप्रमाणात		फार थोडे		कधीच नाही	

17. Teachers encourage you to participate in extracurricular activities.
सह शैक्षणिक व शिक्षकेत्तर उपक्रमात सहभागी होण्याची प्रेरणा देतात.

Strongly agree	4	Agree	3	Neutral	2	Disagree	1	Strongly disagree	0
ठामपणे मान्य		मान्य	✓	तटस्थ		अमान्य		ठामपणे अमान्य	

18. Efforts are made by the institute/teachers to inculcate soft skills, life skills and employability skills to make you ready for the world of work.
कॉलेज/शिक्षक विद्यार्थ्यांना जीवन कौशल्य, रोजगार कौशल्य देण्यासाठी प्रयत्न करतात.

To a great extent	4	Moderate	3	Some what	2	Very little	1	Not at all	0
उत्कृष्टपैकी		बऱ्यापैकी	✓	काही		फार थोडे		कधीच नाही	

19. What percentage of teachers use ICT tools such as LCD projector, Multimedia, etc. while teaching.
किती टक्के शिक्षक माहिती संप्रेरक साधनांचा म्हणजे संगणक प्रोजेक्टर इ. वापर करतात.

Above 90%	4	70%-89%	3	50%-69%	2	30%-49%	1	Below 29%	0
९० %जास्त		७० ते ८९	✓	५० ते ६९		३० ते ४९		२९पेक्षा खाली	

20. The overall quality of teaching-learning process in your institute is very good.

तुमच्या कॉलेजमधील अध्यापन, अध्ययन प्रक्रियेची गुणवत्ता चांगली आहे.

Strongly agree	4	Agree	3	Neutral	2	Disagree	1	Strongly disagree	0
ठामपणे मान्य		मान्य ✓	तटस्थ			अमान्य		ठामपणे अमान्य	

21. Give three observation/ suggestions to improve the overall teaching-learning experience in your institution.

तुमच्या कॉलेजमधील अध्यापन, अध्ययन प्रक्रिया सुधारण्यासाठी तीन सुचना करा.

- a) -----


- b) -----

- c) -----

Name - Pawar Sandesh Sunil

Class - SYBA

Subject -

Signature - 

Date -

Phondaghat Education Society's
Arts and Commerce College, Phondaghat
A/P, Phondaghat Tal. Kankavli Dist. Sindhudurg, Pin code – 416601
(Affiliated to University of Mumbai)
NAAC 'B' Grade

Teacher Feedback From (2020-2021)

Please give your impressions about following (please tick ✓ whichever applicable):

Teacher's Name	Dr. Satish Narayan Kamat
Designation	In charge Principal – Asso. Professor in Marathi
Permanent Address	3057, Havelinagar Phondaghat
Contact No.	9422137252
E-Mail ID	satishkamat76@gmail.com

Sr. No.	Criteria	Excellent	Good	Average	Poor
1	Campus Environment		✓		
2	Canteen facility			✓	
3	Interaction with administration		✓		
4	Computer & Internet Facilities		✓		
5	Recreational Facilities		✓		
6	Extra - curricular activities	✓			
7	Sport Facilities		✓		
8	Examination System	✓			
9	Support for faculty development		✓		
10	Discipline		✓		

Suggestion for improvement:

Date:
30/04/21


Signature

Phondaghat Education Society's
Arts and Commerce College, Phondaghat
A/P Phondaghat Tal. Kankavli Dist. Sindhudurg, Pin code – 416601
(Affiliated to University of Mumbai)
NAAC 'B' Grade

Teacher Feedback Form (2020-2021)

Please give your impressions about following (please tick ✓ whichever applicable):

Teacher's Name	DR. TADERAO DEVRAO BHUJANGRAO
Designation	ASSISTANT PROFESSOR
Permanent Address	AT. POST. PHONDAGHAT TAL. KANKVALI
Contact No.	9420185772
E-Mail ID	taj.tadarao@gmail.com

Sr. No.	Criteria	Excellent	Good	Average	Poor
1	Campus Environment	✓			
2	Canteen facility			✓	
3	Interaction with administration	✓			
4	Computer & Internet Facilities		✓		
5	Recreational Facilities		✓		
6	Extra - curricular activities	✓			
7	Sport Facilities		✓		
8	Examination System	✓			
9	Support for faculty development	✓			
10	Discipline	✓			

Suggestion for improvement:

Date: 30/04/2021


Signature

Phondaghat Education Society's
Arts and Commerce College, Phondaghat
A/P Phondaghat Tal. Kankavli Dist. Sindhudurg, Pin code - 416601
(Affiliated to University of Mumbai)
NAAC 'B' Grade

Alumni Feedback Form 2020-2021

Please give your impressions about following (please tick ✓ whichever applicable):

Alumni Name	Jadhav Ravina Umakant		
Father's Name	Jadhav Umakant Krishna		
Date of Birth (DD/MM/YY)	02/04/1997		
Year of Passing out	2017-18	Department	Commerce
Permanent Address	A/P- Phondaghat (Siddharth Nagar) Tal- Kankavli Dist- Sindhudurg		
Contact No.		Mobile No.	8828060132
E-mail ID	Jyavina506@gmail.com		
Present Organization			
Designation		Present Location	Phondaghat.

Sr.No.	Criteria	Excellent	Good	Average	Poor
1	Do you feel proud to be associated with us as Alumni?	✓			
2	Are you to contribute in the development of the Institution?		✓		
3	Your opinion about college discipline	✓			
4	Teacher-Alumni relationship	✓			
5	Co-curricular activities in the college	✓			
6	ICT/Computer/Internet facilities		✓		
7	Innovative Ideas generation	✓			
8	Infrastructure facilities	✓			
9	Teacher's approach towards parents	✓			
10	Library Services	✓			

Suggestion for improvements

Date 30/4/2021


Signature

Phondaghat Education Society's
Arts and Commerce College, Phondaghat
A/P Phondaghat Tal. Kankavli Dist. Sindhudurg, Pin code - 416601
(Affiliated to University of Mumbai)
NAAC 'B' Grade

Alumni Feedback Form 2020-2021

Please give your Impressions about following (please tick ✓ whichever applicable):

Alumni Name	Anand Ankush Shitole		
Father's Name	Ankush Gopal Shitole		
Date of Birth (DD/MM/YY)	07/03/1990		
Year of Passing out	2010	Department	
Permanent Address	B/P. Phondaghat (Morutiwadi) Tal:- Kankavli, Dist. Sindhudurg		
Contact No.	7745070739	Mobile No.	
E-mail ID	Imanandraje@gmail.com		
Present Organization	Mobile Shoppe		
Designation	Owner	Present Location	

Sr.No.	Criteria	Excellent	Good	Average	Poor
1	Do you feel proud to be associated with us as Alumni?	✓			
2	Are you to contribute in the development of the Institution?		✓		
3	Your opinion about college discipline	✓			
4	Teacher-Alumni relationship	✓			
5	Co-curricular activities in the college	✓			
6	ICT/Computer/Internet facilities		✓		
7	Innovative Ideas generation	✓			
8	Infrastructure facilities	✓			
9	Teacher's approach towards parents	✓			
10	Library Services	✓			

Suggestion for Improvements

Date / /


Signature

Phondaghat Education Society's
Arts and Commerce College, Phondaghat
A/P Phondaghat Tal. Kankavli Dist. Sindhudurg, Pin code – 416601
(Affiliated to University of Mumbai
NAAC 'B' Grade

PARENTS FEEDBACK FORM (20²⁰/20²¹)

Please give your impressions about following (please tick ✓ whichever applicable):

Name of Parent/Guardian: *Chambarkant Shanturam Shiralkar*

Name of Student: *Swarnil Chandrakant Shiralkar*

Sr. No	Criteria	Excellent	Good	Average	Poor
1	College discipline	✓			
2	Teaching methods adopted		✓		
3	Individual attention given to the students	✓			
4	Teacher - Student relationship	✓			
5	Personality development & student's character building	✓			
6	ICT/ Computer / Internet facilities		✓		
7	Co - curricular activities in the college	✓			
8	Infrastructure facilities	✓			
9	Teachers' approach towards parents	✓	✓		
10	Library Services		✓		

Any other suggestion for further improvement-

Date: *30/04/2021*

चिंमय शिरालकर
Signature

Phondaghat Education Society's
Arts and Commerce College, Phondaghat
A/P Phondaghat Tal. Kankavli Dist. Sindhudurg, Pin code – 416601
(Affiliated to University of Mumbai
NAAC 'B' Grade

PARENTS FEEDBACK FORM (2020/2021)

Please give your impressions about following (please tick ✓ whichever applicable):

Name of Parent/Guardian: UGADE ERAPPA ARJUN

Name of Student: UGADE ROHIT ERAPPA

Sr. No	Criteria	Excellent	Good	Average	Poor
1	College discipline	✓			
2	Teaching methods adopted		✓		
3	Individual attention given to the students		✓		
4	Teacher - Student relationship	✓			
5	Personality development & student's character building	✓			
6	ICT/ Computer / Internet facilities		✓		
7	Co - curricular activities in the college	✓			
8	Infrastructure facilities		✓		
9	Teachers' approach towards parents	✓			
10	Library Services		✓		

Any other suggestion for further improvement- —

—

Date: 30/04/2021

—
Signature

Ref. No.

Date :

Feedback Analysis Report 2023-24

The feedback from students, teacher and alumni, parent is taken online / offline and analysed for better understanding. Its analysis is as follows:

Student Feedback Data & Analysis:

- Covering the Syllabus:**
(85-100%) – 57%; (70-84%) – 21%; (55-69%) – 19%, (30-54%) – 2%.
- Teachers Preparation for the Classes:**
Thoroughly – 81%; Satisfactorily – 12%; Poorly – 1%, Indifferently – 0%; Won't teach at all – 0%.
- Communication Skills of Teachers:**
Always Effective – 74%; Sometimes Effective – 8%, Just Satisfactory – 15%; Generally Ineffective – 0%; Very Poor – 3%.
- Teachers Approach to Teaching:**
Excellent – 58%; Very Good – 28%; Good – 14%; Fair – 0%; Poor – 0%.
- Fairness in Internal Evaluation Process:**
Always Fair – 81%; Usually Fair – 15%; Sometimes Unfair – 2%; Usually Unfair - 0%; Unfair- 2%.
- Assignment Discussed:**
Every Time - 87%; Usually - 7 %; Occasionally - 5%; Rarely – 1%; Never – 0%.
- Promoting Internship, Student Exchange, Field Visit:**
Regularly – 70%; Often – 16%; Sometimes – 13%; Rarely – 2%; Never – 0%.
- Teaching & Mentoring Process:**
Significantly – 57%; Very Well – 38%; Moderately – 3%; Marginally – 2%; Not at all – 0%.
- Multiple Opportunities to Learn & Grow:**
Strongly Agree – 73%; Agree – 22%; Neutral – 5%; Disagree – 0%, Strongly Disagree – 0%.
- Information about Competencies, CO and PO:**
Every Time - 86%; Usually - 13%; Occasionally - 1%; Rarely – 0%; Never – 0%.
- Mentor Takes Follow-up:**
Every Time - 92%; Usually - 7%; Occasionally - 0%; Rarely – 2%; I don't have a Mentor – 0%.
- Teachers Illustrate of Concepts:**
Every Time - 76%; Usually - 20%; Occasionally - 4%; Rarely – 0%; Never – 0%.
- Teachers Identify Strengths & Encourage:**
Fully – 99%; Reasonably – 1%; Partially – 0%; Slightly – 0%; Unable – 0%.
- Teachers Identify Weaknesses & Help to Overcome:**



(Signature)
PRINCIPAL
ARTS & COMMERCE COLLEGE
Phondaghat, Tal Kankavli Dist. Sindhudurg

- Every Time - 90%; Usually - 9%; Occasionally - 0%; Rarely - 1%; Never - 0%.
15. **Institution's Effort to Monitor, Review and Quality Improvement of Teaching - Learning Process:**
Strongly Agree - 65%; Agree - 30%; Neutral - 4%; Disagree - 1%; Strongly Disagree - 0%.
 16. **Use of Student Centric Methods for Learning Experiences:**
To a Great Extent - 73%; Moderate - 24%; Somewhat - 3%; Very Little - 0%; Not at all - 0%.
 17. **Teachers Encourage to Participate in Extracurricular Activities:**
Strongly Agree - 73%; Agree - 24%; Neutral - 2%; Disagree - 1%; Strongly Disagree - 0%.
 18. **Efforts to Inculcate Soft Skills, Life Skills & Employability:**
To a Great Extent - 75%; Moderate - 23%; Somewhat - 2%; Very Little - 0%; Not at all - 0%.
 19. **Teachers Use ICT tools in Teaching:**
(Above 90%) - 61%; (70-89%) - 26%; (50-69%) - 5%; (30-49%) - 6%; (Below 29%) - 2%.
 20. **Overall Quality of Teaching - Learning Process:**
Strongly Agree - 71%; Agree - 21%; Neutral - 8%; Disagree - 0%; Strongly Disagree - 0%.

The above feedback data of the students is analysed and the following observations are found. Majority of the students' feedback shows that the preparation and communication skills of teachers, student centric teaching methods, and fairness in evaluation system are satisfactory. Students' SWOC analysis is done by the faculty. The institution takes efforts to encourage students to participate in Co-curricular, Extra-curricular activities as well as make efforts to inculcate Soft Skills, Life Skills & Employability among the students. Overall, more than 80% of students are enjoying the teaching - learning and evaluation system, regularly.

Whereas the very few students focus the covering of the syllabus, teachers' approach to teaching and monitoring process and quality improvement in teaching learning process, use of the ICT tools needs to be improved.

The report of the students' feedback has been sent to IQAC for further action and improvement in the qualities.

Teacher Feedback Data & Analysis:

1. **Campus Environment:**
Excellent - 77%; Good - 23%; Average - 0%; Poor - 0%.
2. **Canteen Facility:**
Excellent - 23%; Good - 46%; Average - 23%; Poor - 8%.
3. **Interaction with Administration:**
Excellent - 69%; Good - 24%; Average - 7%; Poor - 0%.
4. **Computer & Internet Facilities:**
Excellent - 16%; Good - 70%; Average - 14%; Poor - 0%.
5. **Recreational Facilities:**
Excellent - 40%; Good - 53%; Average - 7%; Poor - 0%.
6. **Extra-Curricular Facilities:**
Excellent - 77%; Good - 15%; Average - 8%; Poor - 0%.
7. **Sports Facilities:**
Excellent - 24%; Good - 53%; Average - 23%; Poor - 0%.
8. **Examination System:**
Excellent - 93%; Good - 0%; Average - 7%; Poor - 0%.



AS
PRINCIPAL
ARTS & COMMERCE COLLEGE
Phondaghat, Tal. Kankavli Dist. Sindhudurg

9. Support for Faculty Development:

Excellent – 54%; Good – 46%; Average – 10%; Poor – 0%.

10. Discipline:

Excellent – 54%; Good – 39%; Average – 17%; Poor – 0%.

The feedback data of the teachers shows that they are fully satisfied with the institution. The environment and administration, examination system, extra-curricular facilities in the college are appreciated by more than 70% teachers.

Teachers suggested to increase number of sports equipment and ICT tools including computers and internet. Further, canteen and recreation facilities in the campus as well as, support for faculty improvement needs to be improved. The report has been forwarded to IQAC for further decisions.

Alumni Feedback Data & Analysis:

1. Feeling Proud as an Alumni:

Excellent – 56%; Good – 37%; Average – 7%; Poor – 0%.

2. Contribution in Development of Institution:

Excellent – 63%; Good – 37%; Average – 0%; Poor – 0%.

3. Opinion about College Discipline:

Excellent – 46%; Good – 54%; Average – 0%; Poor – 0%.

4. Teacher – Alumni Relationship:

Excellent – 54%; Good – 46%; Average – 0%; Poor – 0%.

5. Co-curricular Activities:

Excellent – 69%; Good – 31%; Average – 0%; Poor – 0%.

6. ICT / Computer / Internet:

Excellent – 25%; Good – 75%; Average – 0%; Poor – 0%.

7. Innovative Ideas:

Excellent – 63%; Good – 37%; Average – 0%; Poor – 0%.

8. Infrastructure Facilities:

Excellent – 69%; Good – 31%; Average – 0%; Poor – 0%.

9. Teachers' Approach towards Parent:

Excellent – 79%; Good – 21%; Average – 0%; Poor – 0%.

10. Library Services:

Excellent – 60%; Good – 40%; Average – 0%; Poor – 0%.

The analysis of the data of feedback of Alumni focuses the happiness and proud of the alumni with the college. Majority of the alumni like co-curricular activities, library services, innovative ideas of teachers and teacher – parent relationship. Majority of the alumni are wishing to contribute for the development of the college in future.

The alumni suggest the improvement in ICT / Computer / Internet facilities, discipline and teacher – student relationship. The report has been sent to the IQAC for further strengthening of Alumni.



(Signature)
PRINCIPAL

ARTS & COMMERCE COLLEGE
Phondaghat, Tal Kankavli Dist. Sindhudurg

Parent Feedback Data & Analysis:

1. **College Discipline:**
Excellent – 89%; Good – 9%; Average – 2%; Poor – 0%.
2. **Teaching Methods Adopted:**
Excellent – 63%; Good – 34%; Average – 3%; Poor – 0%.
3. **Individual Attention to Students:**
Excellent – 68%; Good – 29%; Average – 3%; Poor – 0%.
4. **Teacher – Student Relationship:**
Excellent – 93%; Good – 7%; Average – 0%; Poor – 0%.
5. **Personality Development & Character Building of Students:**
Excellent – 81%; Good – 16%; Average – 3%; Poor – 0%.
6. **ICT / Computer / Internet Facilities:**
Excellent – 47%; Good – 50%; Average – 3%; Poor – 0%.
7. **Co-curricular Activities in the college:**
Excellent – 81%; Good – 19%; Average – 0%; Poor – 0%.
8. **Infrastructure Facilities:**
Excellent – 44%; Good – 56%; Average – 0%; Poor – 0%.
9. **Teachers' Approach towards Parent:**
Excellent – 81%; Good – 19%; Average – 0%; Poor – 0%.
10. **Library Services:**
Excellent – 81%; Good – 21%; Average – 0%; Poor – 0%.

The feedback of the parent is also very important for development of the college, hence, feedback from the parent is taken and analysed. A Majority number of parents are happy with student teacher relationship, discipline, teaching methods, attention towards the students, co-curricular activities, teacher's approach towards parents, etc.

Whereas, the only suggestion from the parents is to increase ICT / Computer / Internet facilities. The report has been forwarded to IQAC for further action.




PRINCIPAL
ARTS & COMMERCE COLLEGE
Phondaghat, Tal. Kankavli Dist. Sindhudurg

Ref. No.


Date :

Feedback Analysis Report 2022-23

The feedback from students, teacher, alumni and parent is taken online and analysed for better understanding. Its analysis is as follows:

Student Feedback Analysis:

- Covering the Syllabus:**
(85-100%) – 15%; (70-84%) = 64%; (55-69%) – 20%, (30-54%) – 0%
- Teachers Preparation for the Classes:**
Thoroughly – 48%; Satisfactorily – 41%; Poorly – 10%, Indifferently – 0%; Won't teach at all – 0%.
- Communication Skills of Teachers:**
Always Effective – 51%; Sometimes Effective – 33%, Just Satisfactory – 15%; Generally Ineffective – 0%; Very Poor – 3%.
- Teachers Approach to Teaching:**
Excellent – 56%; Very Good – 33%; Good – 12%; Fair – 0%; Poor – 0%.
- Fairness in Internal Evaluation Process:**
Always Fair – 53%; Usually Fair – 41%; Sometimes Unfair – 6%; Usually Unfair - 0%; Unfair- 2%.
- Assignment Discussed:**
Every Time - 51%; Usually - 41 %; Occasionally - 8%; Rarely – 1%; Never – 0%.
- Promoting Internship, Student Exchange, Field Visit:**
Regularly – 46%; Often – 41%; Sometimes – 11%; Rarely – 2%; Never – 0%.
- Teaching & Mentoring Process:**
Significantly – 31%; Very Well – 61%; Moderately – 8%; Marginally – 0%; Not at all – 0%.
- Multiple Opportunities to Learn & Grow:**
Strongly Agree – 38%; Agree – 54%; Neutral – 8%; Disagree – 0%, Strongly Disagree – 0%.
- Information about Competencies, CO and PO:**
Every Time - 61%; Usually - 33%; Occasionally - 6%; Rarely – 0%; Never – 0%.
- Mentor Takes Follow-up:**
Every Time - 61%; Usually - 28%; Occasionally - 11%; Rarely – 2%; I don't have a Mentor – 0%.
- Teachers Illustrate of Concepts:**
Every Time - 61%; Usually - 28%; Occasionally - 11%; Rarely – 0%; Never – 0%.
- Teachers Identify Strengths & Encourage:**
Fully – 61%; Reasonably – 30%; Partially – 7%; Slightly – 2%; Unable – 0%.



ARTS & COMMERCE COLLEGE
Phondaghat, Tal Kankavli Dist. Sindhudurg

14. **Teachers Identify Weaknesses & Help to Overcome:**
Every Time - 69%; Usually - 23%; Occasionally - 8%; Rarely - 0%; Never - 0%.
15. **Institution's Effort to Monitor, Review and Quality Improvement of Teaching - Learning Process:**
Strongly Agree - 43%; Agree - 48%; Neutral - 8%; Disagree - 0%; Strongly Disagree - 0%.
16. **Use of Student Centric Methods for Learning Experiences:**
To a Great Extent - 46%; Moderate - 46%; Somewhat - 8%; Very Little - 0%; Not at all - 0%.
17. **Teachers Encourage to Participate in Extracurricular Activities:**
Strongly Agree - 38%; Agree - 49%; Neutral - 10%; Disagree - 3%; Strongly Disagree - 0%.
18. **Efforts to Inculcate Soft Skills, Life Skills & Employability:**
To a Great Extent - 51%; Moderate - 41%; Somewhat - 8%; Very Little - 0%; Not at all - 0%.
19. **Teachers Use ICT tools in Teaching:**
(Above 90%) - 28%; (70-89%) - 61%; (50-69%) - 11%; (30-49%) - 0%; (Below 29%) - 0%.
20. **Overall Quality of Teaching - Learning Process:**
Strongly Agree - 46%; Agree - 46%; Neutral - 8%; Disagree - 0%; Strongly Disagree - 0%.


The above feedback data of the students is analysed and the following observations are found. Majority of the students' feedback shows that the preparation and communication skills of teachers, student centric teaching methods, and fairness in evaluation system are satisfactory. Students' SWOC analysis is done by the faculty. The institution takes efforts to encourage students to participate in Co-curricular, Extra-curricular activities as well as make efforts to inculcate Soft Skills, Life Skills & Employability among the students. Overall, more than 75% of students are enjoying the teaching - learning and evaluation system, regularly.

Whereas the very few students focus the covering of the syllabus, teachers' approach to teaching and monitoring process and quality improvement in teaching learning process, use of the ICT tools needs to be improved.

The report of the students' feedback has been sent to IQAC for further action and improvement in the qualities.

Teacher Feedback Analysis:

1. **Campus Environment:**
Excellent - 75%; Good - 25%; Average - 0%; Poor - 0%.
2. **Canteen Facility:**
Excellent - 25%; Good - 40%; Average - 23%; Poor - 12%.
3. **Interaction with Administration:**
Excellent - 59%; Good - 14%; Average - 27%; Poor - 0%.
4. **Computer & Internet Facilities:**
Excellent - 15%; Good - 70%; Average - 15%; Poor - 0%.
5. **Recreational Facilities:**
Excellent - 37%; Good - 53%; Average - 10%; Poor - 0%.
6. **Extra-Curricular Facilities:**
Excellent - 77%; Good - 15%; Average - 8%; Poor - 0%.
7. **Sports Facilities:**



Principal
PRINCIPAL
ARTS & COMMERCE COLLEGE
Phondaghat, Tal Kankavli Dist. Sindhudurg

- Excellent – 22%; Good – 53%; Average – 25%; Poor – 0%.
- 8. Examination System:**
Excellent – 90%; Good – 3%; Average – 7%; Poor – 0%.
- 9. Support for Faculty Development:**
Excellent – 50%; Good – 40%; Average – 10%; Poor – 0%.
- 10. Discipline:**
Excellent – 60%; Good – 30%; Average – 10%; Poor – 0%.

The feedback data of the teachers shows that they are fully satisfied with the institution. The environment and administration, examination system, extra-curricular facilities in the college are appreciated by more than 70% teachers.


Teachers suggested to increase number of sports equipment and ICT tools including computers and internet. Further, canteen and recreation facilities in the campus as well as, support for faculty improvement needs to be improved. The report has been forwarded to IQAC for further decisions.

Alumni Feedback:

- 1. Feeling Proud as an Alumni:**
Excellent – 66%; Good – 27%; Average – 7%; Poor – 0%.
- 2. Contribution in Development of Institution:**
Excellent – 65%; Good – 37%; Average – 0%; Poor – 0%.
- 3. Opinion about College Discipline:**
Excellent – 52%; Good – 48%; Average – 0%; Poor – 0%.
- 4. Teacher – Alumni Relationship:**
Excellent – 57%; Good – 43%; Average – 0%; Poor – 0%.
- 5. Co-curricular Activities:**
Excellent – 66%; Good – 34%; Average – 0%; Poor – 0%.
- 6. ICT / Computer / Internet:**
Excellent – 25%; Good – 75%; Average – 0%; Poor – 0%.
- 7. Innovative Ideas:**
Excellent – 67%; Good – 33%; Average – 0%; Poor – 0%.
- 8. Infrastructure Facilities:**
Excellent – 50%; Good – 50%; Average – 0%; Poor – 0%.
- 9. Teachers' Approach towards Parent:**
Excellent – 75%; Good – 25%; Average – 0%; Poor – 0%.
- 10. Library Services:**
Excellent – 62%; Good – 38%; Average – 0%; Poor – 0%.

The analysis of the data of feedback of Alumni focuses the happiness and proud of the alumni with the college. Majority of the alumni like co-curricular activities, library services, innovative ideas of teachers and teacher – parent relationship. Majority of the alumni are wishing to contribute for the development of the college in future.

The alumni suggest the improvement in ICT / Computer / Internet facilities, discipline and teacher – student relationship. The report has been sent to the IQAC for further strengthening of Alumni.




PRINCIPAL
ARTS & COMMERCE COLLEGE
Phondaghat, Tal Kankavli Dist. Sindhudurg

Parent Feedback Analysis:

1. **College Discipline:**
Excellent – 89%; Good – 9%; Average – 0%; Poor – 2%.
2. **Teaching Methods Adopted:**
Excellent – 63%; Good – 33%; Average – 3%; Poor – 1 0%.
3. **Individual Attention to Students:**
Excellent – 71%; Good – 29%; Average – 0%; Poor – 0%.
4. **Teacher – Student Relationship:**
Excellent – 95%; Good – 5%; Average – 0%; Poor – 0%.
5. **Personality Development & Character Building of Students:**
Excellent – 80%; Good – 15%; Average – 5%; Poor – 0%.
6. **ICT / Computer / Internet Facilities:**
Excellent – 47%; Good – 45%; Average – 3%; Poor – 5 0%.
7. **Co-curricular Activities in the college:**
Excellent – 81%; Good – 19%; Average – 0%; Poor – 0%.
8. **Infrastructure Facilities:**
Excellent – 40%; Good – 56%; Average – 40%; Poor – 0%.
9. **Teachers' Approach towards Parent:**
Excellent – 85%; Good – 15%; Average – 0%; Poor – 0%.
10. **Library Services:**
Excellent – 81%; Good – 19%; Average – 0%; Poor – 0%.

The feedback of the parent is also very important for development of the college, hence, feedback from the parent is taken and analysed. A Majority number of parents are happy with student teacher relationship, discipline, teaching methods, attention towards the students, co-curricular activities, teacher's approach towards parents, etc.

Whereas, the only suggestion from the parents is to increase ICT / Computer / Internet facilities and reading room for students. The report has been forwarded to IQAC for further action.




PRINCIPAL
ARTS & COMMERCE COLLEGE
Phondaghat, Tal Kankavli Dist. Sindhudurg



Phondaghat Education Society's,

ARTS AND COMMERCE COLLEGE, PHONDAGHAT.

Tal. Kankavli, Dist. Sindhudurg Pin - 416601

(महाराष्ट्र शासन मा.क्र. एनजीसी -३५९५/ नमवि/(१३७/९५)/मशि- ३ दिनांक ४ ऑगस्ट १९९५)

Recognised Under Section 2 f and 12 b of the UGC.

E-mail : accphondaghat1995@gmail.com / accp1995@yahoo.com

■ Affiliated to University of Mumbai

Ref. No.

Feedback Analysis Report 2021-22

Date :

The feedback from students, teacher and alumni, parent is taken online and analysed for better understanding. Its analysis is as follows:

Student Feedback Analysis:

- Covering the Syllabus:**
(85-100%) = 85%; (70-84%) – 15%; (55-69%) – 0%, (30-54%) – 0%
- Teachers Preparation for the Classes:**
Thoroughly – 75%; Satisfactorily – 25%; Poorly – 0%, Indifferently – 0%; Won't teach at all – 0%.
- Communication Skills of Teachers:**
Always Effective – 71%; Sometimes Effective – 22%, Just Satisfactory – 7%; Generally Ineffective – 0%; Very Poor – 3%.
- Teachers Approach to Teaching:**
Excellent – 69%; Very Good – 28%; Good – 3%; Fair – 0%; Poor – 0%.
- Fairness in Internal Evaluation Process:**
Always Fair – 80%; Usually Fair – 16%; Sometimes Unfair – 4%; Usually Unfair - 0%; Unfair- 2%.
- Assignment Discussed:**
Every Time - 75%; Usually - 25%; Occasionally - 0%; Rarely – 0%; Never – 0%.
- Promoting Internship, Student Exchange, Field Visit:**
Regularly – 71%; Often – 28%; Sometimes – 1%; Rarely – 2%; Never – 0%.
- Teaching & Mentoring Process:**
Significantly – 64%; Very Well – 33%; Moderately – 3%; Marginally – 2%; Not at all – 0%.
- Multiple Opportunities to Learn & Grow:**
Strongly Agree – 69%; Agree – 30%; Neutral – 1%; Disagree – 0%, Strongly Disagree – 0%.
- Information about Competencies, CO and PO:**
Every Time - 86%; Usually - 14%; Occasionally - 0%; Rarely – 0%; Never – 0%.
- Mentor Takes Follow-up:**
Every Time - 85%; Usually - 14%; Occasionally - 1%; Rarely – 2%; I don't have a Mentor – 0%.
- Teachers Illustrate of Concepts:**
Every Time - 79%; Usually - 20%; Occasionally - 1%; Rarely – 0%; Never – 0%.
- Teachers Identify Strengths & Encourage:**
Fully – 83%; Reasonably – 15%; Partially – 2%; Slightly – 0%; Unable – 0%.
- Teachers Identify Weaknesses & Help to Overcome:**
Every Time - 85%; Usually - 14%; Occasionally - 1%; Rarely – 1%; Never – 0%.



ARTS & COMMERCE COLLEGE
Phondaghat, Tal Kankavli Dist. Sindhudurg

- 15. Institution's Effort to Monitor, Review and Quality Improvement of Teaching - Learning Process:**
Strongly Agree – 74%; Agree – 25%; Neutral – 1%; Disagree – 1%, Strongly Disagree – 0%.
- 16. Use of Student Centric Methods for Learning Experiences:**
To a Great Extent – 69%; Moderate – 30%; Somewhat – 1%; Very Little – 0%; Not at all – 0%.
- 17. Teachers Encourage to Participate in Extracurricular Activities:**
Strongly Agree – 72%; Agree – 27%; Neutral – 1%; Disagree – 0%, Strongly Disagree – 0%.
- 18. Efforts to Inculcate Soft Skills, Life Skills & Employability:**
To a Great Extent – 76%; Moderate – 23%; Somewhat – 1%; Very Little – 0%; Not at all – 0%.
- 19. Teachers Use ICT tools in Teaching:**
(Above 90%) - 63%; (70-89%) – 32%; (50-69%) - 1%; (30-49%) - 1%; (Below 29%) - 3%.
- 20. Overall Quality of Teaching – Learning Process:**
Strongly Agree – 80%; Agree – 20%; Neutral – 0%; Disagree – 0%, Strongly Disagree – 0%.


The above feedback data of the students is analysed and the following observations are found. Majority of the students' feedback shows that the preparation and communication skills of teachers, student centric teaching methods, and fairness in evaluation system are satisfactory. Students' SWOC analysis is done by the faculty. The institution takes efforts to encourage students to participate in Co-curricular, Extra-curricular activities as well as make efforts to inculcate Soft Skills, Life Skills & Employability among the students. Overall, more than 80% of students are enjoying the teaching – learning and evaluation system, regularly.

Whereas the very few students focus the covering of the syllabus, teachers' approach to teaching and monitoring process and quality improvement in teaching learning process, use of the ICT tools needs to be improved and provide by Canteen facilities.

The report of the students' feedback has been sent to IQAC for further action and improvement in the qualities.

Teacher Feedback Analysis:

- 1. Campus Environment:**
Excellent – 77%; Good – 23%; Average – 0%; Poor – 0%.
- 2. Canteen Facility:**
Excellent – 18%; Good – 48%; Average – 25%; Poor – 9%.
- 3. Interaction with Administration:**
Excellent – 70%; Good – 23%; Average – 7%; Poor – 0%.
- 4. Computer & Internet Facilities:**
Excellent – 16%; Good – 70%; Average – 14%; Poor – 0%.
- 5. Recreational Facilities:**
Excellent – 45%; Good – 50%; Average – 5%; Poor – 0%.
- 6. Extra-Curricular Facilities:**
Excellent – 75%; Good – 15%; Average – 10%; Poor – 0%.
- 7. Sports Facilities:**
Excellent – 24%; Good – 53%; Average – 23%; Poor – 0%.
- 8. Examination System:**
Excellent – 83%; Good – 10%; Average – 7%; Poor – 0%.
- 9. Support for Faculty Development:**



[Signature]
PRINCIPAL
ARTS & COMMERCE COLLEGE
Phondaghat, Tal. Kankavli, Dist. Sindhudurg

Excellent – 54%; Good – 46%; Average – 10%; Poor – 0%.

10. Discipline:

Excellent – 34%; Good – 49%; Average – 17%; Poor – 0%.

The feedback data of the teachers shows that they are fully satisfied with the institution. The environment and administration, examination system, extra-curricular facilities in the college are appreciated by more than 70% teachers.

Teachers suggested to increase number of sports equipment, reading room facilities and ICT tools including computers and internet. Further, canteen and recreation facilities in the campus as well as, support for faculty improvement needs to be improved. The report has been forwarded to IQAC for further decisions.

Alumni Feedback:

1. Feeling Proud as an Alumni:

Excellent – 54%; Good – 39%; Average – 7%; Poor – 0%.

2. Contribution in Development of Institution:

Excellent – 66%; Good – 34%; Average – 0%; Poor – 0%.

3. Opinion about College Discipline:

Excellent – 56%; Good – 44%; Average – 0%; Poor – 0%.

4. Teacher – Alumni Relationship:

Excellent – 54%; Good – 46%; Average – 0%; Poor – 0%.

5. Co-curricular Activities:

Excellent – 59%; Good – 41%; Average – 0%; Poor – 0%.

6. ICT / Computer / Internet:

Excellent – 25%; Good – 70%; Average – 5%; Poor – 0%.

7. Innovative Ideas:

Excellent – 60%; Good – 40%; Average – 0%; Poor – 0%.

8. Infrastructure Facilities:

Excellent – 60%; Good – 38%; Average – 2%; Poor – 0%.

9. Teachers' Approach towards Parent:

Excellent – 79%; Good – 20%; Average – 1%; Poor – 0%.

10. Library Services:

Excellent – 60%; Good – 40%; Average – 0%; Poor – 0%.

The analysis of the data of feedback of Alumni focuses the happiness and proud of the alumni with the college. Majority of the alumni like co-curricular activities, library services, innovative ideas of teachers and teacher – parent relationship. Majority of the alumni are wishing to contribute for the development of the college in future.

The alumni suggest the improvement in ICT / Computer / Internet facilities, discipline and teacher – student relationship. The report has been sent to the IQAC for further strengthening of Alumni.




PRINCIPAL
ARTS & COMMERCE COLLEGE
Phondaghat, Tal Kankavli Dist. Sindhudurg

Parent Feedback Analysis:

1. **College Discipline:**
Excellent – 89%; Good – 9%; Average – 2%; Poor – 0%.
2. **Teaching Methods Adopted:**
Excellent – 65%; Good – 37%; Average – 3%; Poor – 0%.
3. **Individual Attention to Students:**
Excellent – 70%; Good – 29%; Average – 1%; Poor – 0%.
4. **Teacher – Student Relationship:**
Excellent – 92%; Good – 7%; Average – 1%; Poor – 0%.
5. **Personality Development & Character Building of Students:**
Excellent – 81%; Good – 17%; Average – 2%; Poor – 0%.
6. **ICT / Computer / Internet Facilities:**
Excellent – 42%; Good – 50%; Average – 5%; Poor – 3%.
7. **Co-curricular Activities in the college:**
Excellent – 80%; Good – 18%; Average – 2%; Poor – 0%.
8. **Infrastructure Facilities:**
Excellent – 44%; Good – 54%; Average – 2%; Poor – 0%.
9. **Teachers' Approach towards Parent:**
Excellent – 81%; Good – 19%; Average – 0%; Poor – 0%.
10. **Library Services:**
Excellent – 78%; Good – 21%; Average – 1%; Poor – 0%.

The feedback of the parent is also very important for development of the college, hence, feedback from the parent is taken and analysed. A Majority number of parents are happy with student teacher relationship, discipline, teaching methods, attention towards the students, co-curricular activities, teacher's approach towards parents, etc.

Whereas, the only suggestion from the parents is to increase ICT / Computer / Internet facilities. The report has been forwarded to IQAC for further action.



AS
PRINCIPAL
ARTS & COMMERCE COLLEGE
Phondaghat, Tal. Kankavli, Dist. Sindhudurg



Ref. No.

Feedback Analysis Report 2020-21

Date :

The feedback from students, teacher and alumni, parent is taken online and analysed for better understanding. Its analysis is as follows:

Student Feedback Analysis:

- Covering the Syllabus:**
Strongly Agree – 50%; Agree – 20%; Disagree – 18%, Strongly Disagree – 2%.
- Teachers Preparation for the Classes:**
Thoroughly – 60%; Satisfactorily – 39%; Poorly – 1%, Indifferently – 0%; Won't teach at all – 0%.
- Communication Skills of Teachers:**
Always Effective – 72%; Sometimes Effective – 12%, Just Satisfactory – 16%; Generally Ineffective – 0%; Very Poor – 0%.
- Teachers Approach to Teaching:**
Excellent – 54%; Very Good – 30%; Good – 16%; Fair – 0%; Poor – 0%.
- Fairness in Internal Evaluation Process:**
Always Fair – 81%; Usually Fair – 15%; Sometimes Unfair – 2%; Usually Unfair - 0%; Unfair- 2%.
- Assignment Discussed:**
Every Time - 87%; Usually - 7 %; Occasionally - 5%; Rarely – 1%; Never – 0%.
- Promoting Internship, Student Exchange, Field Visit:**
Regularly – 70%; Often – 16%; Sometimes – 13%; Rarely – 2%; Never – 0%.
- Teaching & Mentoring Process:**
Significantly – 57%; Very Well – 38%; Moderately – 3%; Marginally – 2%; Not at all – 0%.
- Multiple Opportunities to Learn & Grow:**
Strongly Agree – 73%; Agree – 22%; Neutral – 5%; Disagree = 0%, Strongly Disagree – 0%.
- Information about Competencies, CO and PO:**
Every Time -76%; Usually - 23%; Occasionally - 1%; Rarely – 0%; Never – 0%.
- Mentor Takes Follow-up:**
Every Time - 92%; Usually -8%; Occasionally - 0%; Rarely = 0%; I don't have a Mentor – 0%.
- Teachers Illustrate of Concepts:**
Every Time - 80%; Usually - 16%; Occasionally - 4%; Rarely – 0%; Never – 0%.
- Teachers Identify Strengths & Encourage:**
Fully – 92%; Reasonably – 8%; Partially – 0%; Slightly – 0%; Unable – 0%.
- Teachers Identify Weaknesses & Help to Overcome:**
Every Time - 80%; Usually - 19%; Occasionally - 0%; Rarely – 1%; Never – 0%.



PRINCIPAL

ARTS & COMMERCE COLLEGE
Phondaghat, Tal Kankavli Dist. Sindhudurg

15. **Institution's Effort to Monitor, Review and Quality Improvement of Teaching - Learning Process:**
Strongly Agree – 75%; Agree – 20%; Neutral – 4%; Disagree – 1%, Strongly Disagree – 0%.
16. **Use of Student Centric Methods for Learning Experiences:**
To a Great Extent – 60%; Moderate – 35%; Somewhat – 4%; Very Little – 1%; Not at all – 0%.
17. **Teachers Encourage to Participate in Extracurricular Activities:**
Strongly Agree – 50%; Agree – 47%; Neutral – 2%; Disagree – 1%, Strongly Disagree – 0%.
18. **Efforts to Inculcate Soft Skills, Life Skills & Employability:**
To a Great Extent – 75%; Moderate – 23%; Somewhat – 2%; Very Little – 0%; Not at all – 0%.
19. **Teachers Use ICT tools in Teaching:**
(Above 90%) - 80%; (70-89%) – 20%; (50-69%) - 0%; (30-49%) - 0%; (Below 29%) - 0%.
20. **Overall Quality of Teaching – Learning Process:**
Strongly Agree – 75%; Agree – 21%; Neutral – 4%; Disagree – 0%, Strongly Disagree – 0%.


The above feedback data of the students is analysed and the following observations are found. Majority of the students' feedback shows that the preparation and communication skills of teachers, student centric teaching methods, fairness in evaluation system are satisfactory. Students' SWOC analysis is done by the faculty. The institution takes efforts to encourage students to participate in Co-curricular, Extra-curricular activities as well as make efforts to inculcate Soft Skills, Life Skills & Employability among the students. Overall, more than 80% of students are enjoying the teaching – learning and evaluation system, regularly.

Whereas the very few students focus the covering of the syllabus, teachers' approach to teaching and monitoring process and quality improvement in teaching learning process, use of the ICT tools needs to be improved.

The report of the students' feedback has been sent to IQAC for further action and improvement in the qualities.

Teacher Feedback Analysis:

1. **Campus Environment:**
Excellent – 77%; Good – 23%; Average – 0%; Poor – 0%.
2. **Canteen Facility:**
Excellent – 23%; Good – 46%; Average – 23%; Poor – 8%.
3. **Interaction with Administration:**
Excellent – 68%; Good – 25%; Average – 7%; Poor – 0%.
4. **Computer & Internet Facilities:**
Excellent – 26%; Good – 60%; Average – 14%; Poor – 0%.
5. **Recreational Facilities:**
Excellent – 40%; Good – 53%; Average – 7%; Poor – 0%.
6. **Extra-Curricular Facilities:**
Excellent – 72%; Good – 20%; Average – 8%; Poor – 0%.
7. **Sports Facilities:**
Excellent – 28%; Good – 51%; Average – 21%; Poor – 0%.
8. **Examination System:**



[Signature]
PRINCIPAL
ARTS & COMMERCE COLLEGE
Phondaghat, Tal Kankavli Dist. Sinhuurg

Excellent – 92%; Good – 8%; Average – 0%; Poor – 0%.

9. Support for Faculty Development:

Excellent – 54%; Good – 46%; Average – 10%; Poor – 0%.

10. Discipline:

Excellent – 65%; Good – 15%; Average – 20%; Poor – 0%.

The feedback data of the teachers shows that they are fully satisfied with the institution. The environment and administration, examination system, extra-curricular facilities in the college are appreciated by more than 70% teachers.

Teachers suggested to increase number of sports equipment and ICT tools including computers and internet. Further, canteen and recreation facilities in the campus as well as, support for faculty improvement needs to be improved. The report has been forwarded to IQAC for further decisions.

Alumni Feedback:

1. Feeling Proud as an Alumni:

Excellent – 66%; Good – 27%; Average – 7%; Poor – 0%.

2. Contribution in Development of Institution:

Excellent – 53%; Good – 47%; Average – 0%; Poor – 0%.

3. Opinion about College Discipline:

Excellent – 56%; Good – 44%; Average – 0%; Poor – 0%.

4. Teacher – Alumni Relationship:

Excellent – 64%; Good – 36%; Average – 0%; Poor – 0%.

5. Co-curricular Activities:

Excellent – 59%; Good – 41%; Average – 0%; Poor – 0%.

6. ICT / Computer / Internet:

Excellent – 20%; Good – 75%; Average – 5%; Poor – 0%.

7. Innovative Ideas:

Excellent – 53%; Good – 47%; Average – 0%; Poor – 0%.

8. Infrastructure Facilities:

Excellent – 69%; Good – 31%; Average – 0%; Poor – 0%.

9. Teachers' Approach towards Parent:

Excellent – 82%; Good – 18%; Average – 0%; Poor – 0%.

10. Library Services:

Excellent – 48%; Good – 50%; Average – 2%; Poor – 0%.

The analysis of the data of feedback of Alumni focuses the happiness and proud of the alumni with the college. Majority of the alumni like co-curricular activities, library services, innovative ideas of teachers and teacher – parent relationship. Majority of the alumni are wishing to contribute for the development of the college in future.

The alumni suggest the improvement in ICT / Computer / Internet facilities, discipline and teacher – student relationship. The report has been sent to the IQAC for further strengthening of Alumni.




ARTS & COMMERCE COLLEGE
Phondaghat, Tal Kankavii Dist. Sindhudurg


Parent Feedback Analysis:

1. **College Discipline:**
Excellent – 89%; Good – 9%; Average – 2%; Poor – 0%.
2. **Teaching Methods Adopted:**
Excellent – 53%; Good – 44%; Average – 3%; Poor – 0%.
3. **Individual Attention to Students:**
Excellent – 78%; Good – 19%; Average – 3%; Poor – 0%.
4. **Teacher – Student Relationship:**
Excellent – 91%; Good – 7%; Average – 2%; Poor – 0%.
5. **Personality Development & Character Building of Students:**
Excellent – 81%; Good – 16%; Average – 3%; Poor – 0%.
6. **ICT / Computer / Internet Facilities:**
Excellent – 26%; Good – 60%; Average – 11%; Poor – 3%.
7. **Co-curricular Activities in the college:**
Excellent – 80%; Good – 19%; Average – 1%; Poor – 0%.
8. **Infrastructure Facilities:**
Excellent – 44%; Good – 54%; Average – 2%; Poor – 0%.
9. **Teachers' Approach towards Parent:**
Excellent – 81%; Good – 19%; Average – 0%; Poor – 0%.
10. **Library Services:**
Excellent – 74%; Good – 21%; Average – 5%; Poor – 0%.

The feedback of the parent is also very important for development of the college, hence, feedback from the parent is taken and analysed. A Majority number of parents are happy with student teacher relationship, discipline, teaching methods, attention towards the students, co-curricular activities, teacher's approach towards parents, etc.

Whereas, the only suggestion from the parents is to increase ICT / Computer / Internet facilities. The report has been forwarded to IQAC for further action.




PRINCIPAL
ARTS & COMMERCE COLLEGE
Phondaghat, Tal Kankavli Dist. Sindhudurg

Ref. No.

Date :

Feedback Analysis Report 2019-20

The feedback from students, teacher and alumni, parent is taken online and analysed for better understanding. Its analysis is as follows:

Student Feedback Analysis:

1. Covering the Syllabus:

Strongly Agree – 67%; Agree – 33%; Disagree – 0%, Strongly Disagree – 0%.

2. Teachers Preparation for the Classes:

Thoroughly – 67%; Satisfactorily – 23%; Poorly – 0%, Indifferently – 0%; Won't teach at all – 0%.

3. Communication Skills of Teachers:

Always Effective – 57%; Sometimes Effective – 43%, Just Satisfactory – 0%; Generally Ineffective – 0%; Very Poor – 0%.

4. Teachers Approach to Teaching:

Excellent – 80%; Very Good – 20%; Good – 0%; Fair – 0%; Poor – 0%.

5. Fairness in Internal Evaluation Process:

Always Fair – 70%; Usually Fair – 30%; Sometimes Unfair – 0%; Usually Unfair - 0%; Unfair- 2%.

6. Assignment Discussed:

Every Time -87%; Usually - 13 %; Occasionally - 5%; Rarely = 1%; Never – 0%.

7. Promoting Internship, Student Exchange, Field Visit:

Regularly – 60%; Often – 40%; Sometimes – 0%; Rarely – 0%; Never – 0%.

8. Teaching & Mentoring Process:

Significantly – 60%; Very Well – 40%; Moderately – 0%; Marginally – 0%; Not at all – 0%.

9. Multiple Opportunities to Learn & Grow:

Strongly Agree – 780%; Agree – 20%; Neutral – 0%; Disagree – 0%, Strongly Disagree – 0%.

10. Information about Competencies, CO and PO:

Every Time - 60%; Usually - 40%; Occasionally - 1%; Rarely – 0%; Never – 0%.

11. Mentor Takes Follow-up:

Every Time - 67%; Usually - 33%; Occasionally - 0%; Rarely – 0%; I don't have a Mentor – 0%.

12. Teachers Illustrate of Concepts:

Every Time - 37%; Usually - 63%; Occasionally - 0%; Rarely – 0%; Never – 0%.

13. Teachers Identify Strengths & Encourage:

Fully – 60%; Reasonably – 40%; Partially – 0%; Slightly – 0%; Unable – 0%.



ARTS & COMMERCE COLLEGE
Phondaghat, Tal Kankavli Dist. Sindhudurg

14. Teachers Identify Weaknesses & Help to Overcome:

Every Time - 53%; Usually - 47%; Occasionally - 0%; Rarely - 0%; Never - 0%.

15. Institution's Effort to Monitor, Review and Quality Improvement of Teaching - Learning Process:

Strongly Agree - 57%; Agree - 43%; Neutral - 0%; Disagree - 0%, Strongly Disagree - 0%.

16. Use of Student Centric Methods for Learning Experiences:

To a Great Extent - 63%; Moderate - 37%; Somewhat - 0%; Very Little - 0%; Not at all - 0%.

17. Teachers Encourage to Participate in Extracurricular Activities:

Strongly Agree - 73%; Agree - 24%; Neutral - 2%; Disagree - 1%, Strongly Disagree - 0%.

18. Efforts to Inculcate Soft Skills, Life Skills & Employability:

To a Great Extent - 87%; Moderate - 33%; Somewhat - 0%; Very Little - 0%; Not at all - 0%.

19. Teachers Use ICT tools in Teaching:

(Above 90%) - 43%; (70-89%) - 53%; (50-69%) - 4%; (30-49%) - 0%; (Below 29%) - 0%.

20. Overall Quality of Teaching - Learning Process:

Strongly Agree - 70%; Agree - 30%; Neutral - 0%; Disagree - 0%, Strongly Disagree - 0%.

The above feedback data of the students is analysed and the following observations are found. Majority of the students' feedback shows that the preparation and communication skills of teachers, student centric teaching methods, fairness in evaluation system are satisfactory. Students' SWOC analysis is done by the faculty. The institution takes efforts to encourage students to participate in Co-curricular, Extra-curricular activities as well as make efforts to inculcate Soft Skills, Life Skills & Employability among the students. Overall, more than 80% of students are enjoying the teaching - learning and evaluation system, regularly.

Whereas the very few students focus the covering of the syllabus, teachers' approach to teaching and monitoring process and quality improvement in teaching learning process, use of the ICT tools needs to be improved.

The report of the students' feedback has been sent to IQAC for further action and improvement in the qualities.

Teacher Feedback Analysis:

1. Campus Environment:

Excellent - 77%; Good - 23%; Average = 0%; Poor - 0%.

2. Canteen Facility:

Excellent - 23%; Good = 46%; Average - 23%; Poor - 8%.

3. Interaction with Administration:

Excellent - 69%; Good - 24%; Average - 7%; Poor - 0%.

4. Computer & Internet Facilities:

Excellent - 16%; Good - 70%; Average - 14%; Poor - 0%.

5. Recreational Facilities:

Excellent - 40%; Good - 53%; Average - 7%; Poor - 0%.

6. Extra-Curricular Facilities:


Excellent - 77%; Good - 15%; Average - 8%; Poor - 0%.

7. Sports Facilities:

Excellent - 24%; Good - 53%; Average - 23%; Poor - 0%.

8. Examination System:




ARTS & COMMERCE COLLEGE
Phondaghat, Tal Kankavli Dist. Sindhudurg

Excellent – 93%; Good – 0%; Average – 7%; Poor – 0%.

9. Support for Faculty Development:

Excellent – 54%; Good – 46%; Average – 10%; Poor – 0%.

10. Discipline:

Excellent – 54%; Good – 39%; Average – 17%; Poor – 0%.

The feedback data of the teachers shows that they are fully satisfied with the institution. The environment and administration, examination system, extra-curricular facilities in the college are appreciated by more than 70% teachers.

Teachers suggested to increase number of sports equipment and ICT tools including computers and internet. Further, canteen and recreation facilities in the campus as well as, support for faculty improvement needs to be improved. The report has been forwarded to IQAC for further decisions.

Alumni Feedback:

1. Feeling Proud as an Alumni:

Excellent – 56%; Good – 37%; Average – 7%; Poor – 0%.

2. Contribution in Development of Institution:

Excellent – 63%; Good – 37%; Average – 0%; Poor – 0%.

3. Opinion about College Discipline:

Excellent – 46%; Good – 54%; Average – 0%; Poor – 0%.

4. Teacher – Alumni Relationship:

Excellent – 54%; Good – 46%; Average – 0%; Poor – 0%.

5. Co-curricular Activities:

Excellent – 69%; Good – 31%; Average – 0%; Poor – 0%.

6. ICT / Computer / Internet:

Excellent – 25%; Good – 75%; Average – 0%; Poor – 0%.

7. Innovative Ideas:

Excellent – 63%; Good – 37%; Average – 0%; Poor – 0%.

8. Infrastructure Facilities:

Excellent – 69%; Good – 31%; Average – 0%; Poor – 0%.

9. Teachers' Approach towards Parent:


Excellent – 79%; Good – 21%; Average – 0%; Poor – 0%.

10. Library Services:

Excellent – 60%; Good – 40%; Average – 0%; Poor – 0%.

The analysis of the data of feedback of Alumni focuses the happiness and proud of the alumni with the college. Majority of the alumni like co-curricular activities, library services, innovative ideas of teachers and teacher – parent relationship. Majority of the alumni are wishing to contribute for the development of the college in future.

The alumni suggest the improvement in ICT / Computer / Internet facilities, discipline and teacher – student relationship. The report has been sent to the IQAC for further strengthening of Alumni.





PRINCIPAL
ARTS & COMMERCE COLLEGE
Phondaghat, Tal Kankavli Dist. Sindhudurg

Parent Feedback Analysis:

1. **College Discipline:**
Excellent – 89%; Good – 9%; Average – 2%; Poor – 0%.
2. **Teaching Methods Adopted:**
Excellent – 63%; Good – 34%; Average – 3%; Poor – 0%.
3. **Individual Attention to Students:**
Excellent – 68%; Good – 29%; Average – 3%; Poor – 0%.
4. **Teacher – Student Relationship:**
Excellent – 93%; Good – 7%; Average – 0%; Poor – 0%.
5. **Personality Development & Character Building of Students:**
Excellent – 81%; Good – 16%; Average – 3%; Poor – 0%.
6. **ICT / Computer / Internet Facilities:**
Excellent – 47%; Good – 50%; Average – 3%; Poor – 0%.
7. **Co-curricular Activities in the college:**
Excellent – 81%; Good – 19%; Average – 0%; Poor – 0%.
8. **Infrastructure Facilities:**
Excellent – 44%; Good – 56%; Average – 0%; Poor – 0%.
9. **Teachers' Approach towards Parent:**
Excellent – 81%; Good – 19%; Average – 0%; Poor – 0%.
10. **Library Services:**
Excellent – 81%; Good – 21%; Average – 0%; Poor – 0%.

The feedback of the parent is also very important for development of the college, hence, feedback from the parent is taken and analysed. A Majority number of parents are happy with student teacher relationship, discipline, teaching methods, attention towards the students, co-curricular activities, teacher's approach towards parents, etc.

Whereas, the only suggestion from the parents is to increase ICT / Computer / Internet facilities. The report has been forwarded to IQAC for further action.




PRINCIPAL
ARTS & COMMERCE COLLEGE
Phondaghat, Tal Kankavli Dist. Sindhudurg

Ref. No.

Date : 05/08/2023

Action Taken Report on Feedback: 2023-24

1) Action taken on feedback from students.

- I) The faculties were advised to use ICT Instruments more and the teachers followed.
- II) The teachers have been encouraged to follow student's centric method in the classroom.
- III) At the beginning of academic year orientation of extracurricular activities are organized by various departments.
- IV) The teachers were appealed to cover the syllabus within time and is implemented successfully.

Action Taken on Feedback from Teachers:

- I) Words of appreciations were given to teachers for motivating them in staff meeting.
- II) The canteen facility is made available for students and faculty.
- III) Teachers have published there research papers and books.
- IV) Workshops, Conferences and Webinars were organized.
- V) The teachers participated in research activities.

Action taken on feedback Parents, Alumni and employers:

- I) Alumni participated in various programs and they have donated water filter, cooler, T.V and sound system to the college.
- II) Parents participated in various programs.
- III) Employers suggested to organize development of entrepreneurial abilities in the students for this various programs are organized.



WS
PRINCIPAL
ARTS & COMMERCE COLLEGE
Phondaghat, Tal Kankavli Dist. Sindhudurg

Ref. No.

Date : 08/10/2022

Action Taken Report on Feedback (2022-23)

1) Action taken on feedback from students.

- I) Teachers provided e- sources and notes for the students.
- II) The library has included many books and journals as per the updated syllabus.
- III) The training and placement department organized interviews in Bank and insurance company.
- IV) Admission process and payment of fees made simple to assist the students.
- V) The Book Bank scheme was also provided to facilitate extra of books to the students throughout the year.

Action Taken on Feedback from Teachers:

- I) Faculties were appreciated in staff meetings.
- II) Teachers participated in seminar/workshop & conferences. Organized at different colleges.
- III) Workshops, Conferences and Webinars were organized in the college.

Action taken on feedback Parents, Alumni and employers:

- I) The college websites is updated regularly to provide the relevant information to these stakeholders.
- II) Alumni are appealed to co-operate the college in different ways.
- III) Parents participated in various activities.
- IV) College was organized skill based courses for the student's for the suggestion of employers.



NS
PRINCIPAL
ARTS & COMMERCE COLLEGE
Phondaghat, Tal Kankavli Dist. Sindhudurg

Phondaghat Education Society's,

ARTS AND COMMERCE COLLEGE, PHONDAGHAT.

Tal. Kankavli, Dist. Sindhudurg Pin - 416601

(महाराष्ट्र शासन मा.क्र. एनजीसी -३५९५/ नमवि/(१३७/९५)/मशि- ३ दिनांक ४ ऑगस्ट १९९५)

Recognised Under Section 2 f and 12 b of the UGC.

E-mail : accphondaghat1995@gmail.com / accp1995@yahoo.com

■ Affiliated to University of Mumbai

Ref. No.

Date : 19/08/2021

Action Taken Report on Feedback (2021-22)

1) Action taken on feedback from students.

- I) Teachers provided online resources and notes as a study materials for the students.
- II) The library has collected books and journal from various sources.
- III) Social distancing is observed in administrative office and college premises as to the Covid-19 Pandemic Period.

Action Taken on Feedback from Teachers:

- I) Webinars were organized by the college.
- II) The Teachers participated in webinars and e-conference in online mode.

Action taken on feedback Parents, Alumni and employers:

- I) Maximum care of covid -19 premises is taken.
- II) Alumni's meeting was organized.




PRINCIPAL
ARTS & COMMERCE COLLEGE
Phondaghat, Tal Kankavli Dist. Sindhudurg

Ref. No.

Date : 10/08/20

Action Taken Report on Feedback (2020-21)

1) Action taken on feedback from students.

- I) Teachers were motivated to provide online resources and notes as a study materials.
- II) The library is updated form time to time to include books as per the updated syllabus also journals & magazines updated.
- III) The training and placement cell collaborated with organization such as Bank Company etc. To enhance job opportunities for students.
- IV) Book Bank scheme also provided to facilitate availability of books to the student throughout the year.

Action Taken on Feedback from Teachers:

- I) Words of appreciations were given to teachers for motivating them in staff meeting.
- II) Teachers were encouraged to publish research papers in UGC Care listed journals. And to apply for major and minor research project in their respective subjects. All teachers are published research papers & books.
- III) Workshops, Conferences and Webinars were organized for updating their skills and knowledge.

Action taken on feedback Parents, Alumni and employers:

- I) The college websites is updated regularly to provide the relevant information to these stakeholders.
- II) Parents appreciated the academic discipline and the examination system.
- IV) Employers suggested development of entrepreneurial abilities in students for the institution organized three on or where 56 students benefited.




PRINCIPAL
ARTS & COMMERCE COLLEGE
Phondaghat, Tal. Kankavli Dist. Sindhudurg

Phondaghat Education Society's,

ARTS AND COMMERCE COLLEGE, PHONDAGHAT.

Tal. Kankavli, Dist. Sindhudurg Pin - 416601

(महाराष्ट्र शासन मा.क्र. एनजीसी -३५९५/ नमवि/(१३७/९५)/मशि- ३ दिनांक ४ ऑगस्ट १९९५)

Recognised Under Section 2 f and 12 b of the UGC.

E-mail : accphondaghat1995@gmail.com / accp1995@yahoo.com

■ Affiliated to University of Mumbai

Ref. No.

Date : 28/06/2019

Action Taken Report on Feedback (2019-20)

1) Action taken on feedback from students.

- I) Teachers were motivated to provide online resources and notes as a study materials.
- II) The library is updated form time to time to include books and journals as per the updated syllabus.
- III) The training and placement department organized interviews in Bank and insurance company
- IV) Book Bank scheme also provided to facilitate availability of books to the student throughout the year.

Action Taken on Feedback from Teachers:

- I) Words of appreciations were given to teachers for motivating them in staff meeting.
- II) Teachers were encouraged to publish research papers in UGC Care listed journals. And to apply for major and minor research project in their respective subjects.
- III) Workshops, Conferences and Webinars were organized in the college.

Action taken on feedback Parents, Alumni and employers:

- I) The college websites is updated regularly to provide the relevant information to these stakeholders.
- II) Alumni were invited to the program in the college.
- III) Parents participated in programs in the college.




PRINCIPAL
ARTS & COMMERCE COLLEGE
Phondaghat, Tal Kankavli Dist. Sindhudurg